

Tudor Costume Ideas

GIRLS

For girls, the basic outer garment was a dress called a kirtle – a tight-fitting bodice on the upper part of the body, joined to a long, full skirt, coming down almost to the ankle. Over this, they might wear a jacket or put a huke (or tabbard) about them if it was cold. They would have an apron and would never go without a coif

BOYS

Boys wore tight-fitting doublets on the upper part of their body and hose (like knickerbockers) and long socks or stockings over the legs. They might add looser garments – jerkins (or jackets) or hukes (or tabbards) on top of their doublets for extra warmth. They would all wear hats on their heads.

*Don't get too fancy or grand when designing your clothes.
Simple, peasant clothes are easiest to make, wear and have fun in!*



HOW TO CHEAT...

Smock: you may have a T-shirt, or, better still, a man's collarless shirt that you can use instead.

(Remove buttons + sew up to 6" from the top - Plain soft colours only, no patterns).

Doublet: a waist coat (plain fabric, front and back) will do well.

Hose: Tuck baggy (say, tracksuit) trousers into knee-length socks – make them look like breeches.

HOW TO CHEAT...

Smock: you may use a T-shirt, or, better still, a man's collarless shirt (but remove buttons + sew up to 6" from the top - Plain soft colours only, no patterns).

Bodice: a waist coat (plain fabric, front and back) may do. You can lace it round buttons and through holes.

Kirtle: If you really can't make one, use any single soft coloured (no patterns or garish colours) ankle length skirt preferably one too big & full (not slim-line or short) gathered round the waist with a belt.




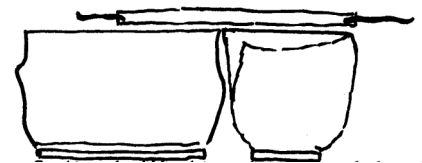

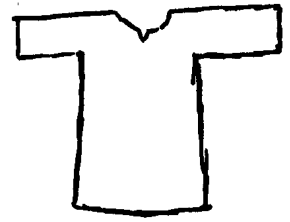
CLOTHES FOR BOYS

FIRST, MAKE A SMOCK. This is a simple T-shaped garment of plain cotton, just about long enough to sit on.


Make a pattern by enlarging this one. The neck should have a narrow 'V' about 6 inches long. If you are feeling adventurous, how about a draw-string neck? On top of your smock, you will need to wear your DOUBLET and HOSE, made of a plain-coloured, thickish fabric: an old curtain, an old blanket etc. For a doublet, cut two fronts and one folded back. Join the fronts to the back across the shoulders and down the sides, from the armholes to waist.

For HOSE, cut one waistband, two knee bands and two legs. Join up the inside leg seams, then sew legs together down the centre back seam and part of the way up the centre front seam. Pleat this onto the waist band and pleat each leg onto knee bands (the legs should be loose and baggy). Fasten waistband with tapes or buttons.

Stockings should be plain wool-type and reach above the knees, or go bare-legged if it is warm enough. To keep warm, wear a huke or tabard (an oblong of blanket with a hole in the middle for the head) over your doublet (secured by a belt), or a jacket made by adding



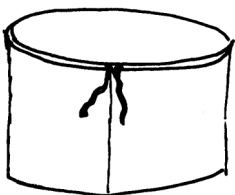
CLOTHES FOR GIRLS




FIRST, MAKE A SMOCK. This is a simple T-shaped garment of plain cotton, reaching down to mid-calf. You can make a pattern by enlarging this one. Gather up the neck with a drawstring. On top of this, wear a BODICE and a KIRTLE Materials for both should be plain, soft-coloured, thickish fabric: wool, an old curtain, heavy linen etc.



BODICE: cut two fronts and one folded back. Join fronts to back across the shoulders and down sides, from armholes to waist. Make lace holes down the centre front, use a long lace (e.g. from your trainers) to lace up.



KIRTLE (skirt): cut a rectangle four times the measurement of your waist. Pleat onto a waistband, or make a channel at the top and run a draw string through. This will give the necessary full effect. (Tight skirts not Tudor !) The bottom should come down to, but no lower than, your ankle.



Legs should be bare (if it is warm) or wear kneelength socks. To keep warm, wear a huke or tabard (an oblong of blanket with a hole in the middle for your head) over your bodice (secured by your belt), or a jacket can be made by adding sleeves to a larger version of the bodice.